



Appendix 1

# Adult Learning Consultation

## REPORT FINDINGS



Gweithio dros Gaerdydd, gweithio gyda'n gilydd  
Working for Cardiff, working together



# “Delivering effective research and consultation and first class research and information services”

Cardiff Research Centre delivers key research, information and multimedia services for Cardiff Council and other key organisations in Cardiff and Wales.

Core services include:

- Collection, analysis, and interpretation of primary survey data.
- Analysis and interpretation of a wide range of secondary demographic and socio-economic statistical data.
- Specialised studies on a wide range of topics including social, economic and demographic subjects.
- Quantitative and qualitative research and consultation projects.
- Management Cardiff Citizens' Panel.
- Focus Group and meeting facilitation.
- Advice and support on all aspects of research and consultation.
- GIS mapping services
- Professional multimedia support in relation to presentations, conferences, meetings, graphic design services and internet development.

For further information please contact

Cardiff Research Centre

- [research@cardiff.gov.uk](mailto:research@cardiff.gov.uk)
- [consultation@cardiff.gov.uk](mailto:consultation@cardiff.gov.uk)



## Adult Learning Survey

### Introduction

Cardiff Research Centre (CRC) were commissioned by the Schools and Education department of the Council to undertake a consultation around proposed changes to the way Adult Learning is delivered within local communities across the City.

The proposals set out were around reshaping the grant funded programmes along with gaining views on fee paid, recreational classes.

There are currently 4 different Adult Learning programmes:

1. Learning for Work; helping people to gain the skills they need to start work, as well as Digital courses. These courses are free to attend for eligible learners as they are funded by a Welsh Government grant.
2. Learning for Life; recreational courses which include art, music and pottery. A fee is charged to access these courses.
3. DICE (Disability Inclusion in Community Education); a mixture of courses where a fee is paid and some which are funded by a Welsh Government grant.
4. Youth courses; recreational courses for young people to attend in the evenings as well as school holidays. A fee is paid to access these courses.

The Welsh Government grant that funds Learning for Work and some of the DICE courses is facing significant budget cuts over the next 3 years. Despite this, Cardiff Council is committed to improving the service in a way that makes it more accessible and convenient, bringing learning closer to people in the community.

To achieve this whilst also making the required savings, by changing how we deliver our service, we will be able to:

- Use most of the funding on the direct delivery of courses, rather than on buildings or administration.
- Increase the number of venues and reduce cost by delivering learning in existing community buildings such as our Hubs. These will make courses more accessible to everyone.
- Increase the hours of the service, by delivering training in the evenings and weekends right throughout the year rather than on a mostly term time basis.
- Provide shorter courses that will help people get the right skills for the job they want, quicker.
- Providing a mixture of online and face to face learning.

## Methodology

Adult Learning and the Cardiff Research Centre worked in collaboration to develop an online / paper survey, gathering people's views / opinions on each of the 4 Adult Learning programmes outlined above.

Both the online and paper versions of the surveys were available bilingually.

Paper versions of the survey were made available at each of the 19 Hubs / Libraries across the City.

Additionally, posters / flyers were left at each Hub / Library that contained a unique URL.

([www.cardiff.gov.uk/adultlearningsurvey](http://www.cardiff.gov.uk/adultlearningsurvey)) where residents could access the online version of the survey.

The survey was promoted on the 'Homepage Scrolls' of the Council website and also made available on the CRC 'Live Consultation' page.

There was a dedicated Social Media push using the Council's Facebook and Twitter accounts.

Responses to the survey were cleansed and validated, giving an overall sample of 1,312.

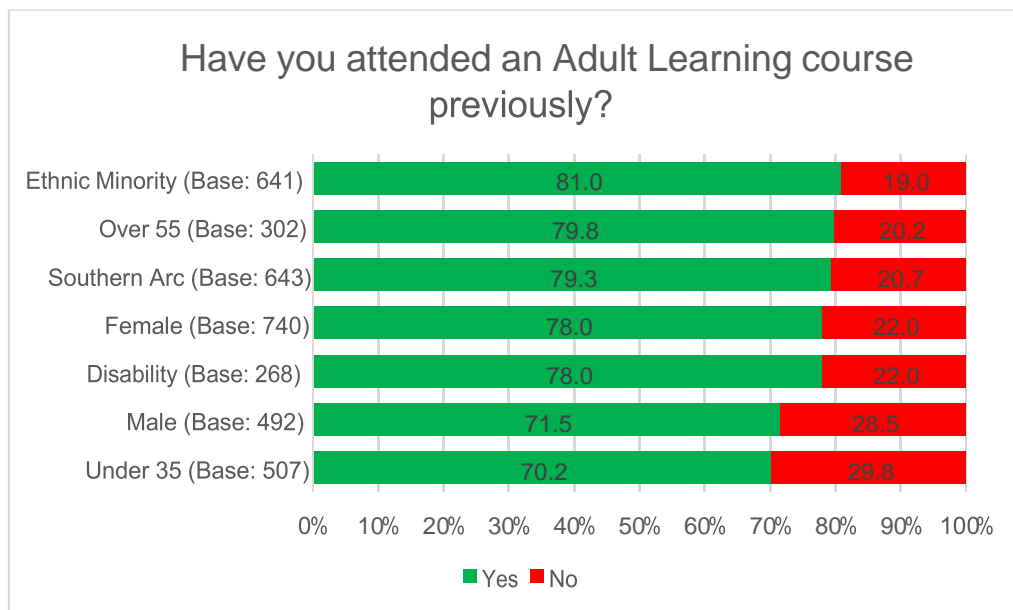
## Research Findings

Have you attended an Adult Learning course previously?

Around three in four (73.3%) respondents had previously attended an Adult Learning Course.

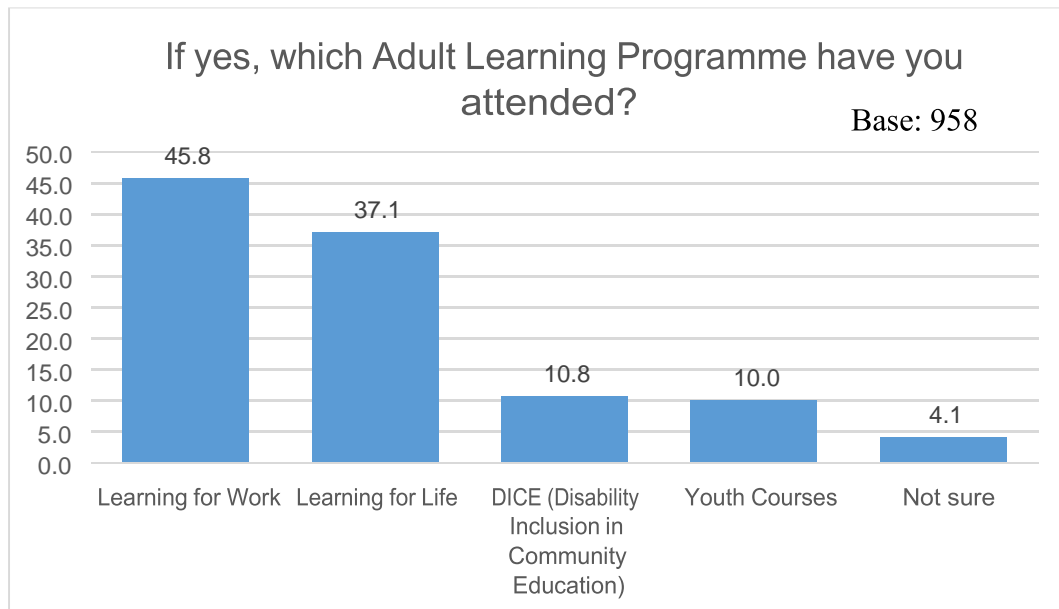
	No.	%
Yes	959	73.3
No	349	26.7
Total Respondents	1,308	100.0

Respondents from an Ethnic Minority background were most likely to have previously attended an Adult Learning course (81.0%). This was followed by respondents aged 55+ (79.8%) and those residing in the Southern Arc (79.3%). Previous attendance drops to seven in ten (70.2%) when viewed by respondents aged under 35.



If yes, which Adult Learning Programme have you attended?

'Learning for work' was viewed as the most popular Adult Learning programme attended by respondents with over two in five (45.8%) citing this option, this was followed by 'Learning for life' (37.1%).



NB. Percentages do not total 100% as respondents could select multiple options.

Those aged under 35 were most likely to attend a 'Learning for Work' Programme (53.0%), this falls to three in ten (29.5%) when viewed by those aged 55+

Respondents aged 55+ were almost three times as likely to have attended a 'Learning for Life' Programme as those aged under 35 (64.3% and 22.3% respectively).

One in seven (14.5%) male respondents have attended a DICE Learning Programme, this was followed by those with a disability (13.9%).

Respondents aged under 35 and those from a Minority Ethnic background were most likely to have attended a Youth Course Programme (16.9% and 11.6% respectively).

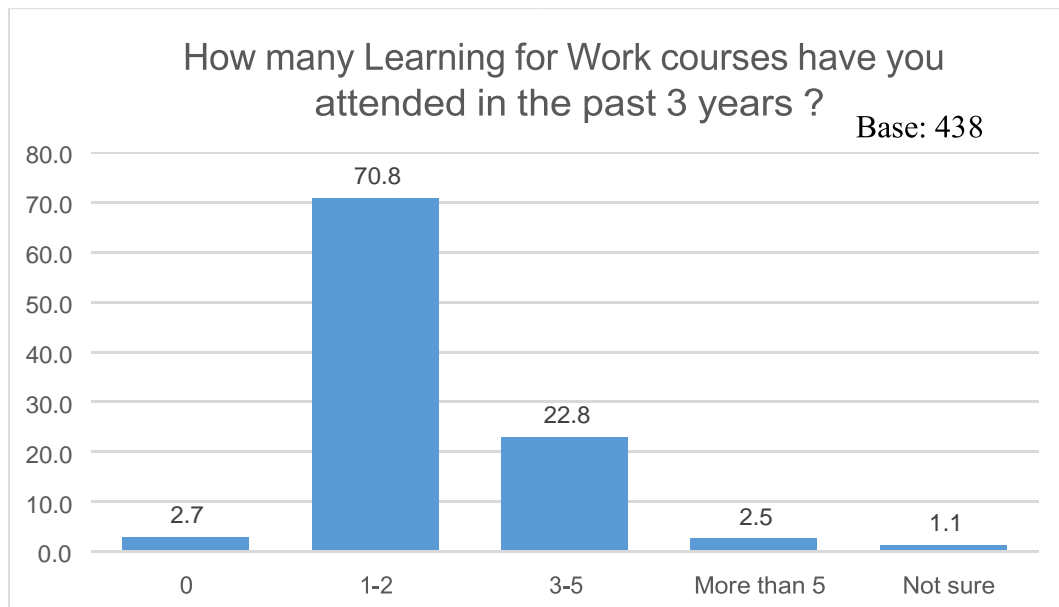
	Male (Base: 351)	Female (Base: 577)	Under 35 (Base: 355)	Over 55 (Base: 241)	Southern Arc (Base:509)	Disability (Base: 209)	Ethnic Minority (Base: 518)
Learning for Work	47.3	45.4	53.0	29.5	46.0	44.0	49.2
Learning for Life	30.5	41.1	22.3	64.3	35.4	40.2	34.9
DICE (Disability Inclusion in	14.5	8.5	9.6	8.3	13.4	13.9	11.0

Community Education)							
Youth Courses	8.8	10.9	16.9	1.7	10.0	6.2	11.6
Not sure	4.0	3.6	4.5	3.3	2.8	7.2	1.9

## Learning For Work

How many Learning for Work courses have you attended in the past 3 years?

438 respondents left a response to this question. Of these, seven in ten (70.8%) had attended 1-2 courses, whilst a further one in four (25.3%) had attended at least 3 courses.



If you have attended a Learning for Work course, please tick all of the courses you have attended:

'First Aid' was viewed as the most popular 'Learning for work' course attended by respondents, with around one in six (16.4%) selecting this option. This was followed by 'Manual Handling' (16.2%), 'Food Safety' (15.0%) and 'Interview Skills' (13.8%).

	No.	%
First Aid	69	16.4
Manual Handling	68	16.2
Food Safety	63	15.0
Interview Skills	58	13.8

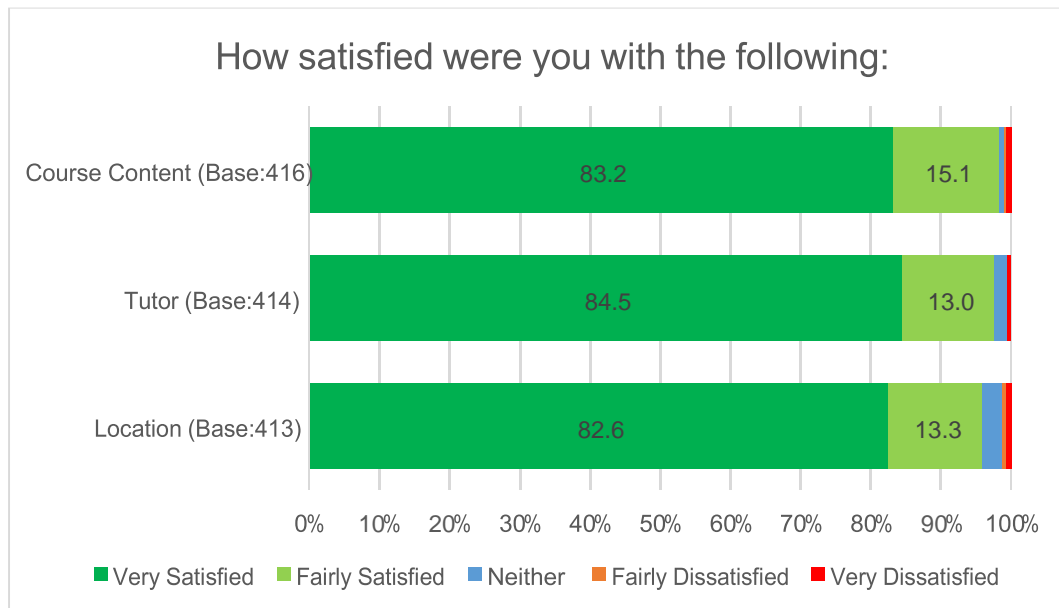
Health & Safety in the Workplace	56	13.3
Customer Service	56	13.3
Get into Care	43	10.2
Mental Health & Wellbeing	41	9.8
Get into Hospitality	38	9.0
Counselling Skills	36	8.6
Safeguarding Level 1 / 2	31	7.4
Digital Employability Skills	28	6.7
BT Skills for tomorrow	28	6.7
Dementia Awareness	27	6.4
Digital Skills – beginners/intermediate	27	6.4
Photography / Film making	27	6.4
ECDL	26	6.2
Smartphone/tablet help	24	5.7
Introduction to Health & Social care	23	5.5
Microsoft applications for beginners	23	5.5
Managing Children's Behaviour	21	5.0
Child Psychology	20	4.8
Animation	20	4.8
Role of the receptionist	20	4.8
Introduction to Childcare	18	4.3
Supporting Teaching and Learning in Schools	14	3.3
Improving Conversational English	12	2.9
Sewing	12	2.9
Managing Conflict	11	2.6
Buying & Selling online	8	1.9
Using PIXLR	6	1.4
Not sure	1	0.2
Other	4	1.0
Total Respondents	420	-

NB. Percentages do not total 100% as respondents could select multiple options.

How satisfied were you with the following:



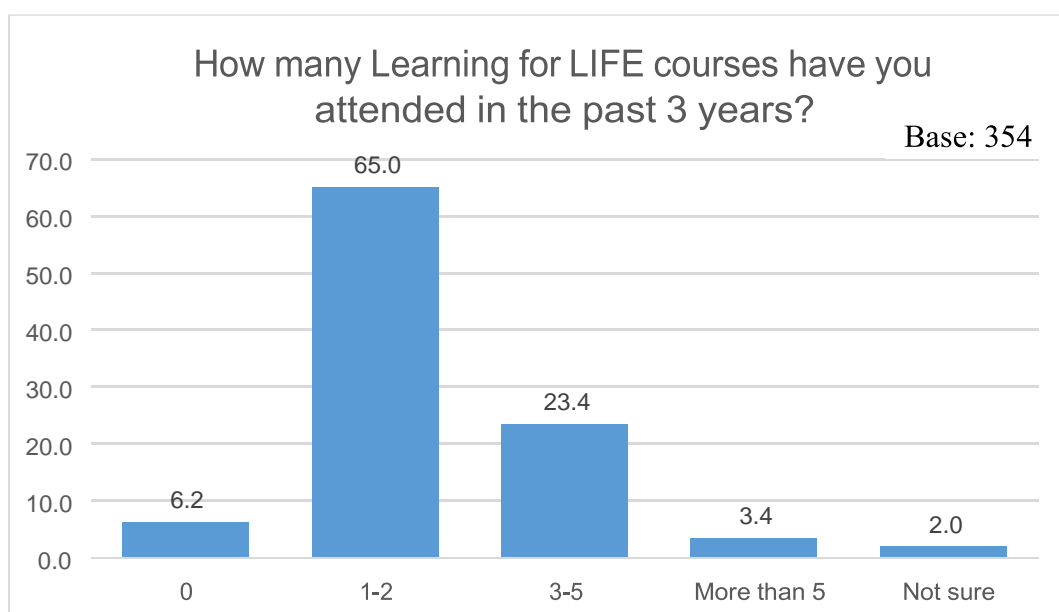
Over nine tenths of respondents were 'Satisfied' (Very and Fairly combined) with each of the 3 course elements listed below.



### Learning For Life

How many Learning for Life courses have you attended in the past 3 years?

354 respondents left a response to this question. Of these, around two in three (65.0%) had attended 1-2 courses, whilst just over one in four (26.8%) had attended at least 3 courses.



If you have attended a Learning for Life course, please tick all of the courses you have attended:

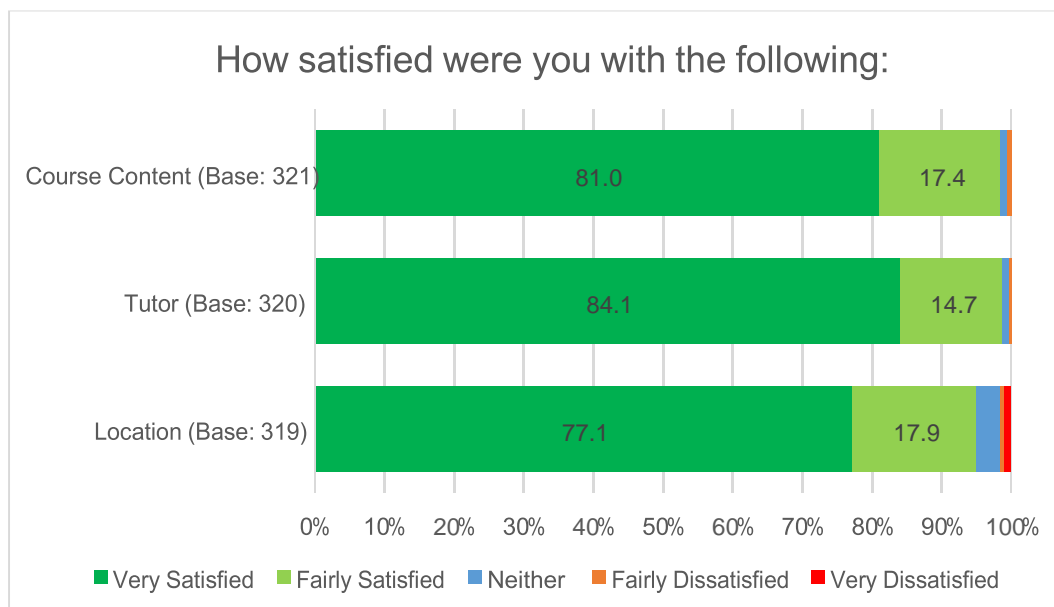
'Painting' was viewed as the most popular 'Learning for Life' course attended by respondents, with around one in six (17.6%) selecting this option. This was followed by 'Watercolour' (16.4%), 'Basket Making' (13.9%) and 'Gardening' (13.9%).

	No.	%
Painting	57	17.6
Watercolour	53	16.4
Basket Making	45	13.9
Gardening	45	13.9
Dressmaking/Soft Furnishing/Upholstery	44	13.6
French	43	13.3
Floristry	42	13.0
Drawing	41	12.7
Cake Decorating/Sugar Craft	38	11.7
Sculpting/Pottery	36	11.1
Cooking	36	11.1
Writing	34	10.5
Jewellery/Silversmithing	29	9.0
Yoga	29	9.0
Italian	24	7.4
Stained Glass	23	7.1
Ukulele	21	6.5
Spanish	21	6.5
Photoshop	21	6.5
British Sign Language	20	6.2
Piano/Keyboard	19	5.9
Guitar	15	4.6
Not sure	5	1.5
Other	7	2.2
Total Respondents	324	-

NB. Percentages do not total 100% as respondents could select multiple options.

How satisfied were you with the following:

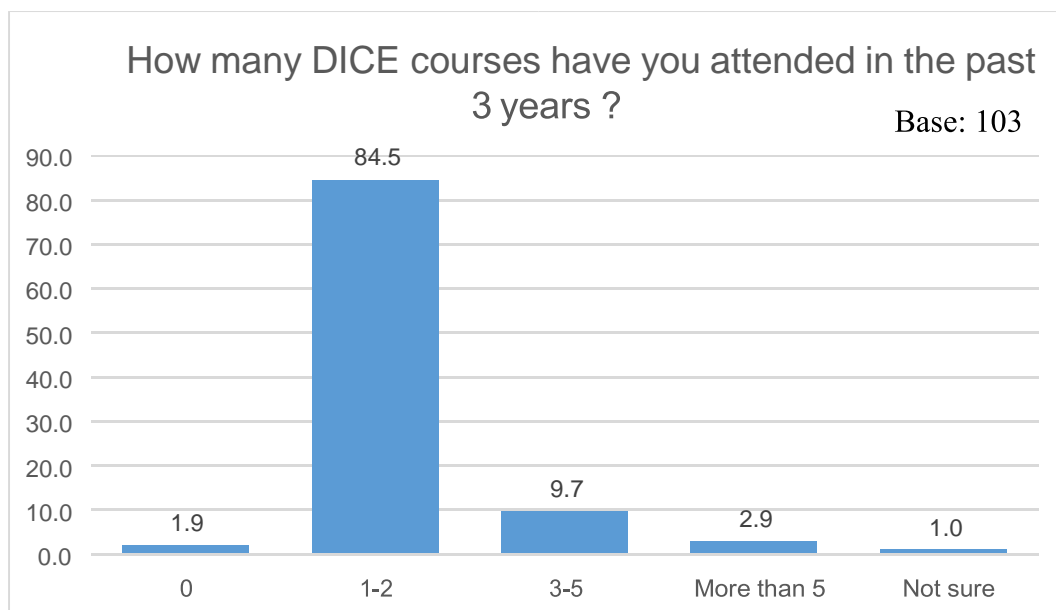
Over nine tenths of respondents were 'Satisfied' (Very and Fairly combined) with each of the 3 course elements listed below.



## DICE

How many DICE courses have you attended in the past 3 years?

103 respondents left a response to this question. Of these, over four in five (84.5%) had attended 1-2 courses, whilst a further one in eight (12.6%) had attended at least 3 courses.



If you have attended a DICE course, please tick all of the courses you have attended:

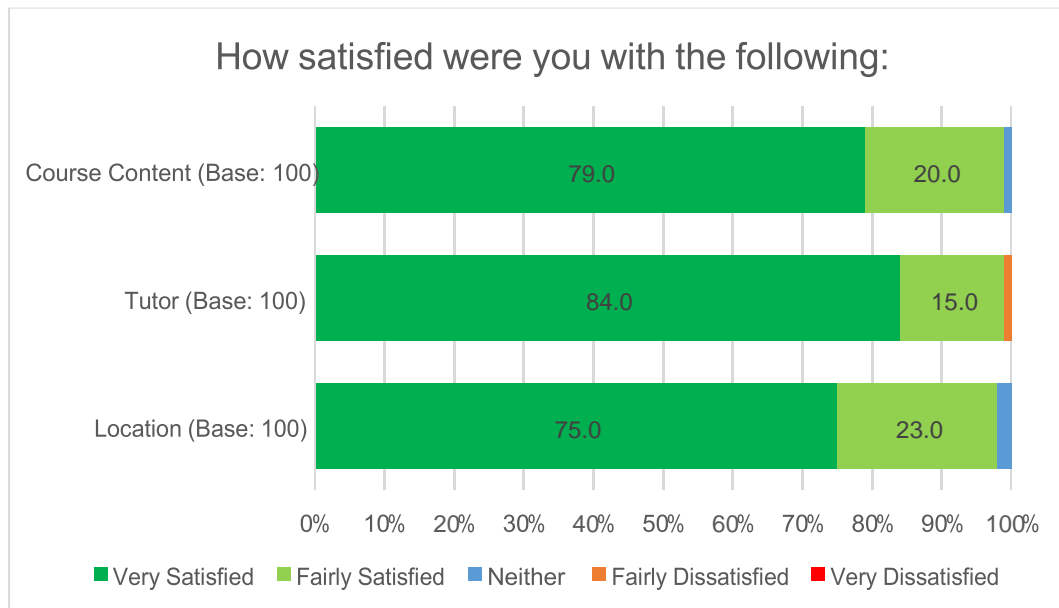
'Woodworking skills' was viewed as the most popular 'DICE' course attended by respondents, with over one in three (37.0%) selecting this option. This was followed by 'DIY' (31.0%), 'Literacy' (21.0%) and 'Creative writing' (20.0%).

	No.	%
Woodworking Skills	37	37.0
DIY	31	31.0
Literacy	21	21.0
Creative writing	20	20.0
Digital Skills	17	17.0
Craft Pottery	14	14.0
Wellbeing	12	12.0
African hand Drumming	9	9.0
Dance	6	6.0
Other	2	2.0
Total Respondents	100	-

NB. Percentages do not total 100% as respondents could select multiple options.

How satisfied were you with the following:

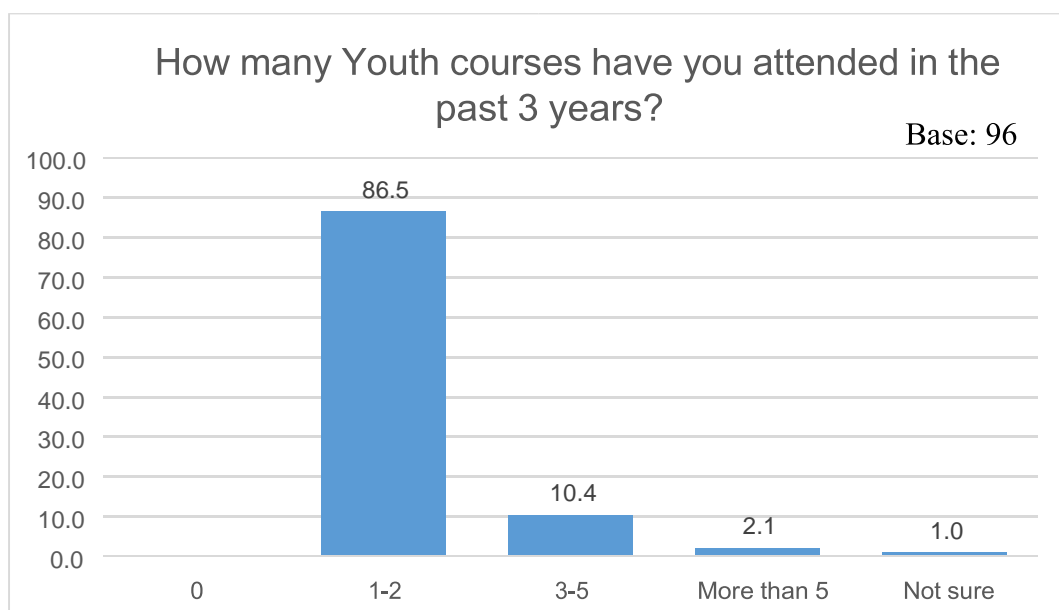
Over nine tenths of respondents were 'Satisfied' (Very and Fairly combined) with each of the 3 course elements listed below.



## Youth Courses

How many Youth courses have you attended in the past 3 years?

96 respondents left a response to this question. Of these, over four in five (86.5%) had attended 1-2 courses, whilst a further one in eight (12.5%) had attended at least 3 courses.



If you have attended a Youth course, please tick all of the courses you have attended:

'Visual Arts' was viewed as the most popular 'Youth' course attended by respondents, with around one in five (21.1%) selecting this option. This was followed by 'Little Potters' (12.6%), 'Harry Potters' (12.6%) and 'Mini Pottery Throwdown / 'Get Set Sew' / 'Lets Act (each 10.5%).

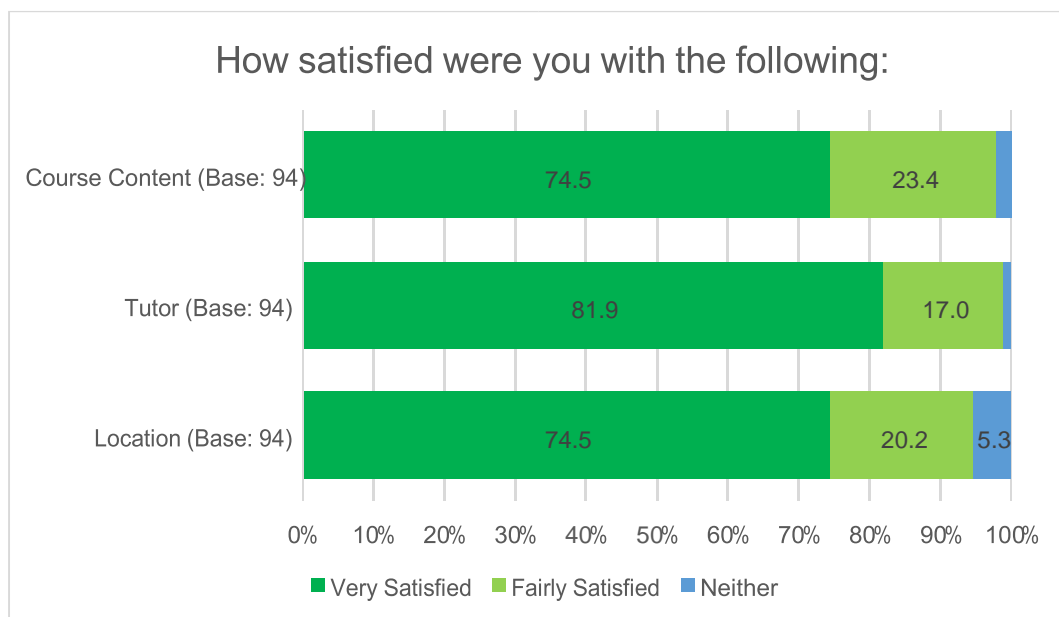
	No.	%
Visual Arts	20	21.1
Little Potters	12	12.6
Harry Pottery	12	12.6
Mini Pottery Throwdown	10	10.5
Get Set Sew	10	10.5
Let's Act	10	10.5
Fashion & Style	9	9.5
A Play in a Day	9	9.5
Clay Club	8	8.4
Creative Illustration	8	8.4
Batik	8	8.4
Actors Workshop	8	8.4
Lights, Camera, Action	8	8.4
Fun with Felt	7	7.4
Clay Dinosaurs	6	6.3
Throwing on the wheel	6	6.3
Anime Drawing	6	6.3
Around the world crafts	6	6.3
Teatime Pottery	5	5.3
Puppets	5	5.3
Watercolours	5	5.3
Ukulele	5	5.3
Glee Club	4	4.2
Treasure boxes	3	3.2
Total Respondents	95	-

NB. Percentages do not total 100% as respondents could select multiple options.

How satisfied were you with the following:

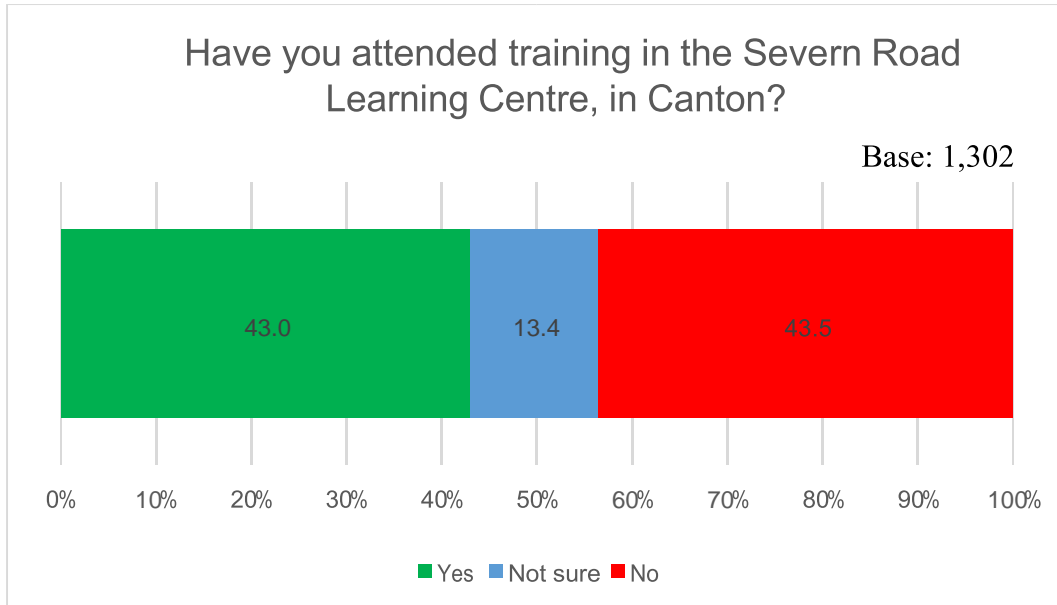
Over nine tenths of respondents were 'Satisfied' (Very and Fairly combined) with each of the 3 course elements listed below.

There were no respondents that were dissatisfied with any elements of the Youth courses.



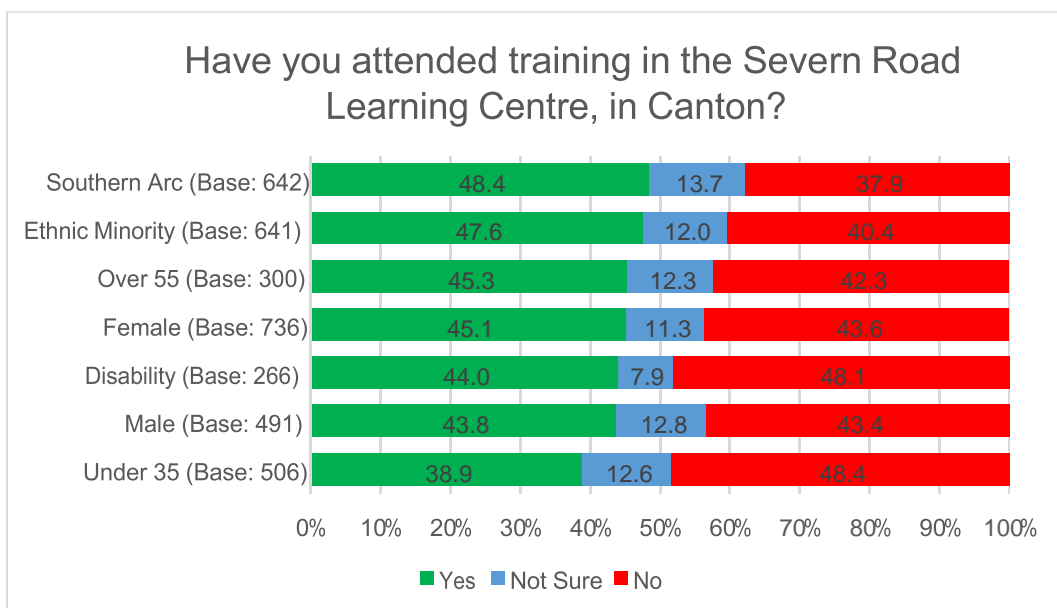
Have you attended training in the Severn Road Learning Centre, in Canton?

The amount of respondents that had / hadn't previously attended training in Severn Road Learning Centre in Canton was split (43.0% and 43.5% respectively).



Respondents residing in the Southern Arc and those from an Ethnic Minority background were most likely to have attended training previously (48.4% and 47.6% respectively).

Almost a half of both under 35s and those with a disability claimed not to have attended any training at the Severn Road Learning Centre (48.4% and 48.1% respectively).



If yes, how did you travel to the centre?

Two in five (41.8%) respondents that had previously attended training in Severn Road travelled to the centre by Car, this was followed by three in ten (30.6%) that got a bus. A further one in eight (12.5%), got there by cycling.



	No.	%
Car	233	41.8
Bus	171	30.6
Walk	89	15.9
Cycle	70	12.5
Other	27	4.8
Total Respondents	558	-

NB. Percentages do not total 100% as respondents could select multiple options.

If yes, what other services did you use in the centre?

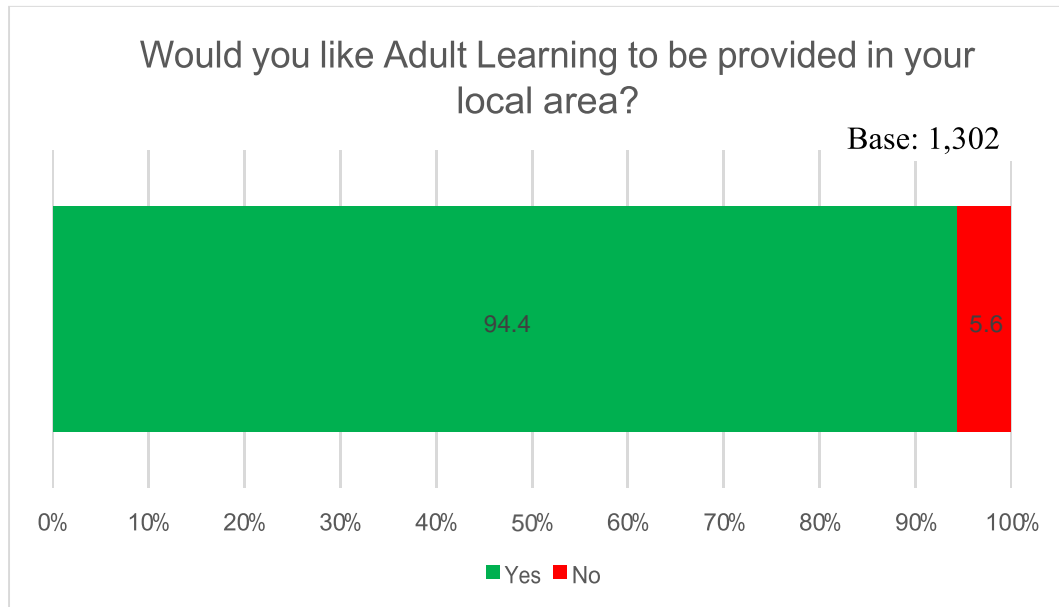
'Internet Access' was viewed as the most popular other service used by people attending Severn Road Centre for training, with over two in five (45.4%) using this service whilst there, this was followed by 'Free wifi (43.7%) and 'Café' (38.5%).

	No	%
Internet Access	229	45.4
Free Wifi	220	43.7
Café	194	38.5
Digital Support	156	31.0
Other	9	1.8
Total Respondents	504	-

NB. Percentages do not total 100% as respondents could select multiple options.

Would you like Adult Learning to be provided in your local area?

Over nine in ten (94.4%) respondents would like to see Adult Learning provide in their local area.



If yes, which area?

Respondents that had indicated they'd like Adult Learning to be provided in their area were asked to identify which of the 29 Wards in Cardiff where they'd like to see this provided.

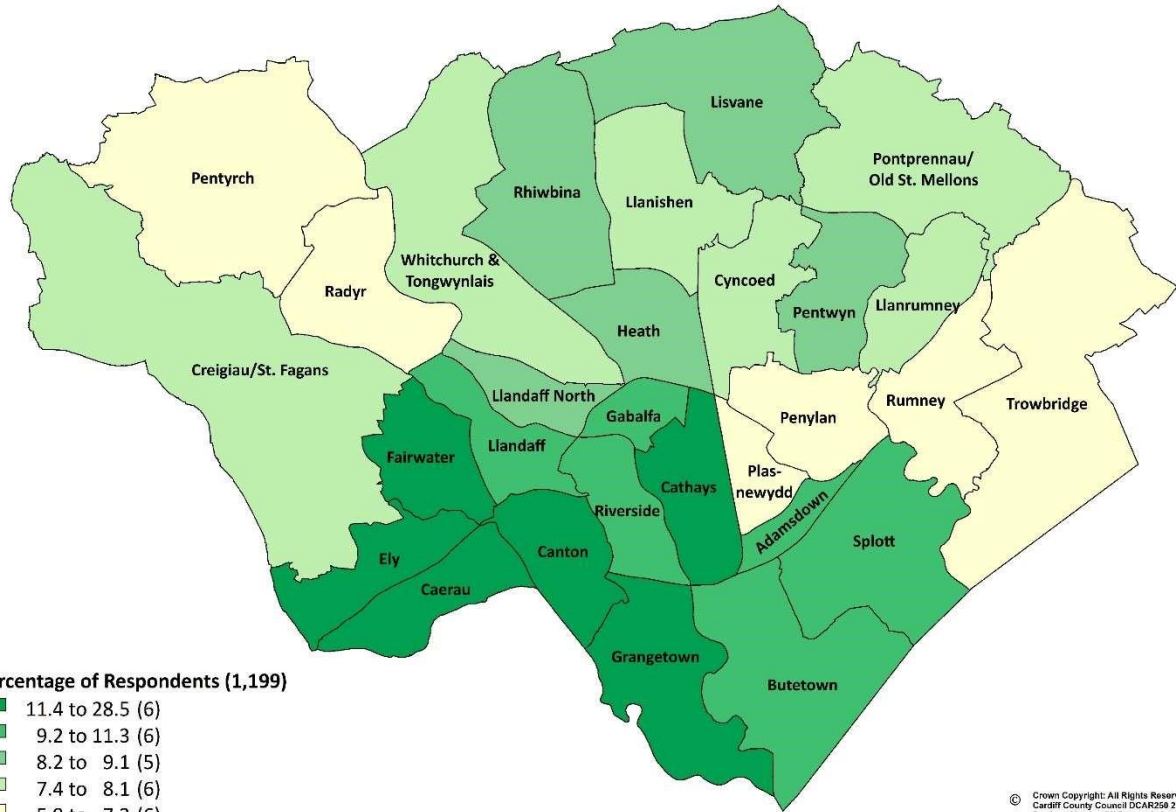
Canton (28.4%) was cited as the most popular Ward where respondents would like to see Adult Learning provided, this was followed by Grangetown (17.5%), Ely (16.8%) and Cathays (12.1%).

	No.	%
Canton	341	28.4
Grangetown	210	17.5
Ely	201	16.8
Cathays	145	12.1
Fairwater	143	11.9

Caerau	142	11.8
Butetown	135	11.3
Adamsdown	130	10.8
Riverside	124	10.3
Splott	118	9.8
Gabalfa	117	9.8
Llandaff	111	9.3
Heath	108	9.0
Lisvane	106	8.8
Llandaff North	102	8.5
Pentwyn	101	8.4
Rhiwbina	100	8.3
Creigiau/St. Fagans	96	8.0
Whitchurch and Tongwynlais	95	7.9
Pontprennau/Old Mellons St.	94	7.8
Cyncoed	91	7.6
Llanishen	91	7.6
Llanrumney	89	7.4
Penylan	87	7.3
Radyr	83	6.9
Plasnewydd	79	6.6
Rumney	78	6.5
Pentyrch	73	6.1
Trowbridge	71	5.9
Total Respondents	1,199	-

NB. Percentages do not total 100% as respondents could select multiple options.

### Percentage of Respondents That Would Like Adult Learning Provided in a Ward



As part of this change we are moving away from standalone buildings, as part of this Severn Road would close, this would protect courses and reduce costs. Do you have comments on this change?

Theme	No.	%	Example Comments
Don't Mind if Severn Road Closes	164	29.7	<ul style="list-style-type: none"> <li>• If needs to close so courses can be funded then let it be sacrificed. We lose something, we win something.</li> <li>• Don't mind, but building should be used in some way that benefits community.</li> <li>• I'm local to canton so would be ok if somewhere that's still easy to access is opened.</li> <li>• Needs to be done so I don't mind.</li> <li>• This isn't a problem as there are lots of other places for courses to be held.</li> </ul>

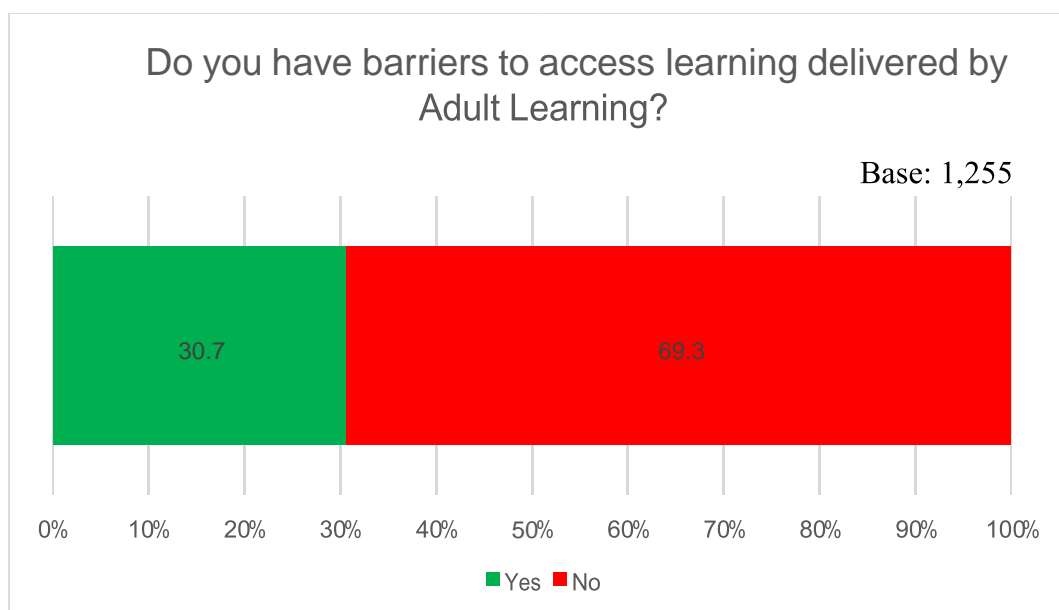
Good Idea	132	23.9	<input type="checkbox"/> Not a bad idea there are other places for me to do a course.
			<input type="checkbox"/> I agree, utilising local hubs and community buildings would be beneficial. <input type="checkbox"/> It makes sense as long as similar courses are offered elsewhere. <input type="checkbox"/> It is a good idea - make it more local - people can then walk there so also helping with our carbon footprint.
Saves Money	103	18.7	<p>This is ok as costs need to be reduced.</p> <input type="checkbox"/> Anything that reduces cost must surely be beneficial. <input type="checkbox"/> Great way to save money.
Prefer to learn in a classroom environment or another location within Cardiff	90	16.3	<input type="checkbox"/> There are better places near me for courses to be held. <input type="checkbox"/> It's ok as lots of venues closer to me. <input type="checkbox"/> Other places near me that I could go to.
The Money saved should be reinvested into course material and / or lower course fee	59	10.7	<input type="checkbox"/> Can use money to improve quality of courses. This can be a good thing as if <input type="checkbox"/> money isn't wasted it could improve quality of adult learning services. <input type="checkbox"/> Don't mind as it could reduce prices of courses.
N/A or indifferent	52	9.4	<input type="checkbox"/> Never been but been told it's not the best location so not bothered. <input type="checkbox"/> I do not mind as i have never attended any training or courses there.
Bad Idea	48	8.7	<input type="checkbox"/> I don't think that's a good idea as place like this are a lot better for people who suffer from social anxiety as going into town for the main colleges can be very hard. So unless you're going to offer more course in the Hub I think you're making a mistake. <input type="checkbox"/> Huge mistake great centre, accessible transport links, great stuff, the biggest mistake you made was removing the childcare facilities, I know many parents doing the courses myself included would've paid a small fee to use them!

Accessibility Issues, Parking, Disabled Facilities & Childcare	39	7.1	<p>Not the most accessible so don't mind.</p> <ul style="list-style-type: none"> <li><input type="checkbox"/> I think a lot more people may take part in the courses if they are more available in the community. A childcare offer so adults can learn would also be a great help. I hope by moving away from standalone buildings that people will not lose their jobs.</li> </ul>
Courses online	19	3.4	<ul style="list-style-type: none"> <li><input type="checkbox"/> Travelling can be difficult so if this happened it would be ideal if courses then went online.</li> <li><input type="checkbox"/> I would prefer courses online as it works around me and childcare.</li> </ul>
Misc.	17	3.1	<p>I am not quite sure what you mean by this question.</p> <ul style="list-style-type: none"> <li><input type="checkbox"/> Where will I attend all future courses?</li> </ul>
Total Respondents	552	-	

NB. Percentages do not total 100% as respondents' comments could fall into multiple themes.

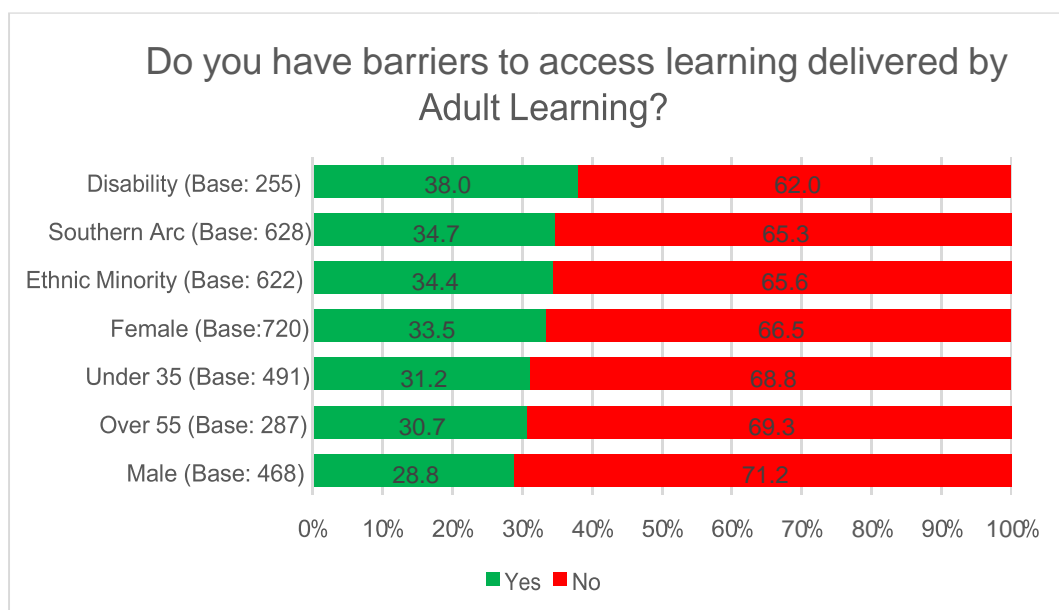
Do you have barriers to access learning delivered by Adult Learning?

Three in ten (30.7%) respondents claimed to have some form of barrier to accessing learning delivered by Adult Learning.



Almost two fifths (38.0%) of respondents that identified as disabled / had a health condition stated they have barriers to access learning delivered by Adult Learning. This was followed by Southern Arc respondents (34.7%) and Ethnic Minority respondents (34.4%).

One in three (33.5%) female respondents claimed to have barriers to access, this is 4.7 percentage points higher than that of male respondents (28.8%).



If yes, please tick all that apply to you:

Respondents that had indicated a barrier to accessing learning delivered by Adult Learning were invited to explain what the barrier/s were.

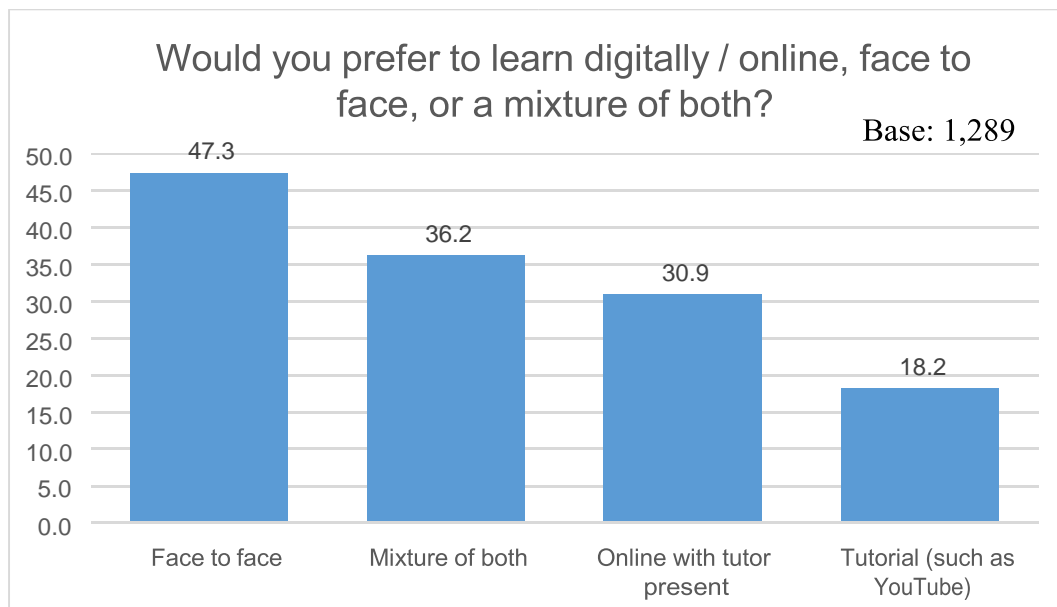
'Childcare / Caring responsibilities' was viewed as the biggest barrier with over one in three (36.2%) citing this option, this was followed by 'Travel' (25.2%) and 'Employment' (22.3%). A further one in 20 (5.2%) highlighted 'Language Skills' as a barrier to accessing Adult Learning.

	No.	%
Childcare/Caring responsibilities	138	36.2
Travel	96	25.2
Employment	85	22.3
Hours of delivery	56	14.7
Location of courses	42	11.0
Financial	40	10.5
Digital Skills	31	8.1
Language Skills	20	5.2
Total Respondents	381	-

NB. Percentages do not total 100% as respondents could select multiple options.

Would you prefer to learn digitally / online, face to face, or a mixture of both?

Just under a half (47.3%) would prefer to learn face to face, this was followed by over one in three (36.2%) that would prefer a mixture of online / face to face. Just under one in five (18.2%) stated they'd be happy with a Tutorial (such as YouTube).



NB. Percentages do not total 100% as respondents could select multiple options.

All demographic groups analysed indicated a preference for face to face learning. This was most prevalent in those aged 55+ with over a half (54.5%) from this age group citing this option, this was 10.3 percentage points higher than that of respondents aged under 35 (44.2%).



Female respondents were most likely to prefer a mixture of both (39.2%), this figure drops to around three in ten (31.3%) when viewed by male respondents.

Around two in five (38.4%) of under 35's would like on-line trainer with a tutor, this is almost double of that of the findings reported by over 55's (21.3%)

Respondents residing in the Southern Arc were most likely to want learning done via a tutorial, with one in five (21.2%) choosing this option.

	Face to face	Mixture of both	On-line with tutor present	Tutorial (such as YouTube)
Male (Base: 485)	47.6	31.3	31.1	19.0
Female (Base: 733)	45.6	39.2	31.4	17.3
Under 35 (Base: 500)	44.2	33.8	38.4	19.0
Over 55 (Base: 301)	54.5	34.2	21.3	16.9
Southern Arc (Base: 638)	44.2	37.1	29.9	21.2
Disability (Base: 266)	46.6	38.7	32.7	15.4
Ethnic Minority ( Base: 635)	41.1	32.9	31.8	19.2

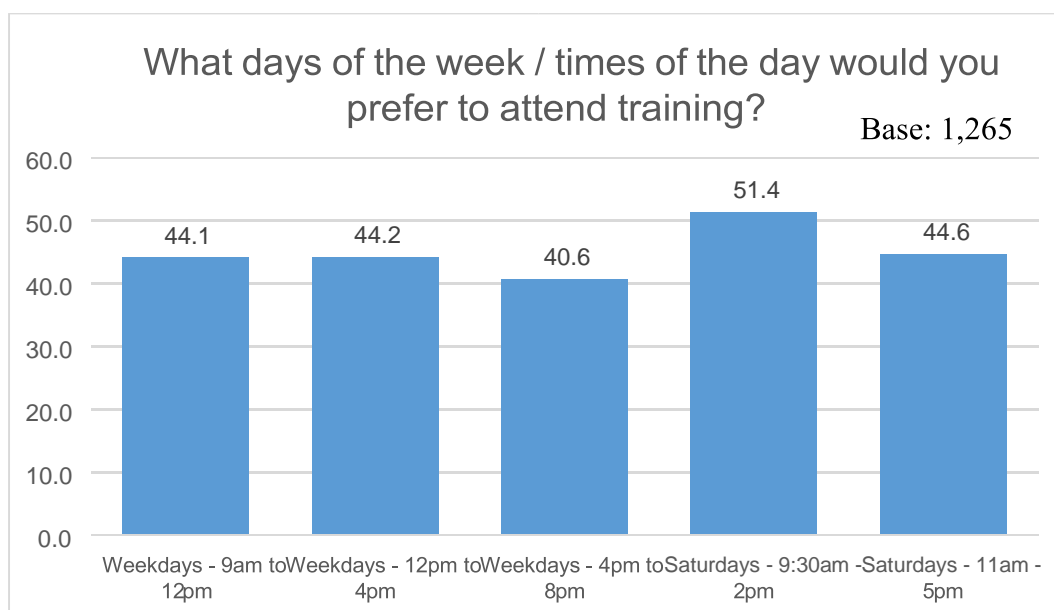
NB. Percentages do not total 100% as respondents could select multiple options.

What days of the week / times of the day would you prefer to attend training?

Respondents were provided with a set of pre coded responses and asked which day / time of the week they would prefer to attend training.

Slight preference was for Saturdays between 9:30am and 2pm (51.4%), this was followed by Saturdays between 11am and 5pm.

Weekdays between 4pm and 8pm was viewed as the least popular but this option was still selected by two in five respondents (40.6%).



NB. Percentages do not total 100% as respondents could select multiple options.

Preference for weekday training was highest amongst respondents aged 55+ for each of the three midweek options; Weekdays 9am to 12pm (55.9%), Weekdays 12pm to 4pm (56.3%) and Weekdays 4pm to 8pm (45.4%).

Saturday training between 9:30am to 2pm was favoured most by Southern Arc respondents with over a half (54.1%) citing this option, this falls to around two in five (41.5%) when viewed by those with a disability / health condition.

A half (49.3%) of under 35s would prefer training on a Saturday between 11am to 5pm, this is 7.9 percentage points higher than that of the findings from those aged over 55 (41.4%).

	Weekdays - 9am to 12pm	Weekdays - 12pm to 4pm	Weekdays 4pm to 8pm	Saturdays 9:30am to 2pm	Saturdays 11am to 5pm
Male (Base: 472)	40.5	41.5	43.2	51.3	46.0
Female (Base: 723)	47.0	47.4	40.0	51.3	43.3
Under 35 (Base: 487)	37.4	39.6	38.2	53.2	49.3
Over 55 (Base: 295)	55.9	56.3	45.4	51.2	41.4
Southern Arc (Base: 627)	44.7	46.6	40.5	54.1	47.5
Disability (Base: 258)	45.3	49.2	37.2	41.5	40.7
Ethnic Minority (Base: 623)	42.9	42.4	40.8	50.1	40.4

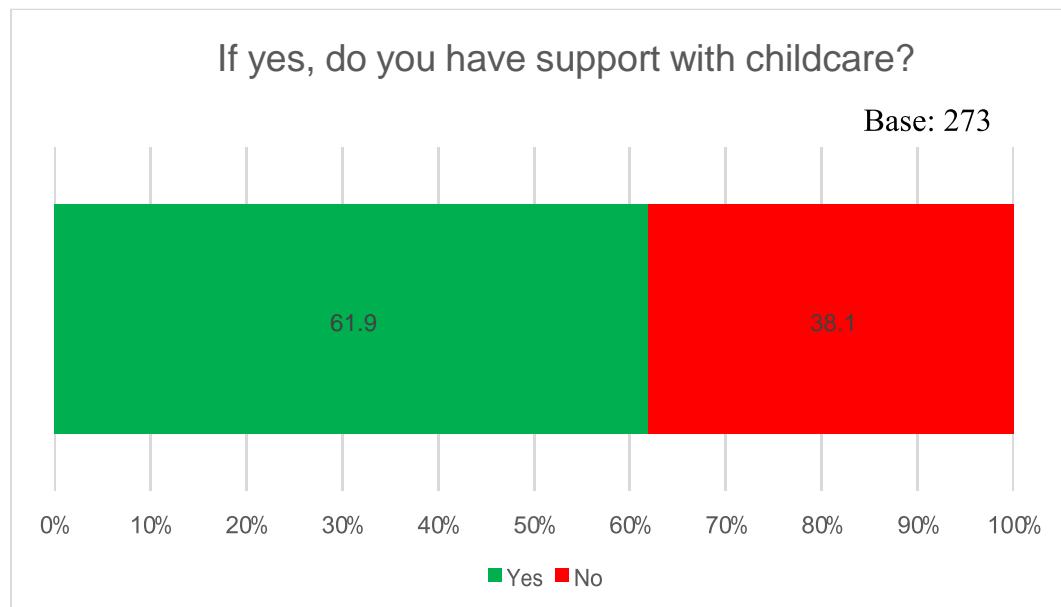
Do you have childcare responsibilities

Around one in five (21.4%) respondents indicated that they have childcare responsibilities.

	No.	%
Yes	278	21.4
No	1,022	78.6
Total Respondents	1,300	100.0

If yes, do you have support with childcare?

Of those that do have childcare responsibilities, three fifths (61.9%) reported that they have support with childcare.



Would you access Adult Learning training if childcare was available as part of the course?

Over two in five (45.2%) respondents claimed they would access Adult Learning if childcare was available as part of the course.

	No.	%
Yes	440	45.2
No	533	54.8
Total Respondents	973	100.0

Is there any specific training you would like to see Adult Learning deliver that is not currently offered?

Respondents were provided with a list of pre coded training courses that are not currently offered and asked to indicate which of the courses they would like to see delivered by Adult Learning.

'Basic Skills' was viewed as the most popular course respondents would like to see offered with two in five.

(39.8%) respondents citing this option. This was followed by 'Teaching Assistant' (29.3%), Accounting / Bookkeeping (23.8%) and HGV Drivers Licence / other driving qualifications (20.2%)

	No.	%
Basic Skills	299	39.8
Teaching Assistant	220	29.3
Accounting/Bookkeeping	179	23.8
HGV Drivers Licence / other driving qualifications	152	20.2
Personal Trainer	147	19.6
SIA Training	143	19.0
CSCS Construction Card / other construction qualifications	133	17.7
Moving & Handling (All Wales Passport)	96	12.8
Other	69	9.2
Total Respondents	751	-

NB. Percentages do not total 100% as respondents could select multiple options.

Of the 69 people that chose 'Other', 38 of these specified the course they'd like to see offered. These 38 comments have been coded into themes, which can be viewed below:

Theme	No.
Digital / IT Skills	8
Language Skills	8
Caring Skills	6
Arts / Craft	3
History	3
Catering / Cookery	3
First Aid	2
Music / Drama	2
Counselling	2
Flower Arranging / Florist	2
Electrical Skills	1
Health & Beauty	1
Dental Nurse	1
Law / Criminology	1
Driving	1
Balloon Artist / Face Painting	1
Misc.	6
<b>Total Respondents</b>	<b>38</b>

*NB. Combined figure is higher than Total Respondents as respondents' comments could fall into multiple themes.*

Basic Skills training was viewed as the most popular type of training that people would like to see offered across each of the demographic breakdowns.

Females were more likely than males to want Teaching Assistant training (34.9% and 22.8% respectively).

Accountancy / Bookkeeping was most popular with female respondents (27.8%). This type of training falls to one in five (19.5%) when viewed by male respondents.

Over a quarter (27.2%) of male respondents would like to see HGV / Driving Qualifications offered, this is 11.4 percentage points higher than that of female respondents (15.8%).

Under 35's were almost twice as likely to want to see Personal Training offered than that of those aged 55+ (23.4% and 12.0% respectively).

SIA Training was most popular amongst male respondents (26.5%), this falls to around one in seven (13.9%) when viewed by those with a disability / health condition.

Males (29.9%) were around three times as likely to want CSCS training offered than that of both females and those with a disability / health condition (9.8% and 9.4% respectively).

One in twelve (8.3%) of those with a disability / health condition would like to see Moving & handling courses offered, this rises to one in seven (14.1%) when viewed by male respondent.

	Basic Skills	Teaching Assistant	Accounting/ Bookkeeping	HGV Drivers Licence / other driving qualifications	Personal Trainer	SIA Training	CSCS Construction Card / other construction qualifications	Moving & Handling (All Wales Passport)	Other
Male (Base: 298)	36.2	22.8	19.5	27.2	23.2	26.5	29.9	14.1	5.4
Female (Base: 418)	44.7	34.9	27.8	15.8	17.0	14.1	9.8	11.7	9.8
Under 35 (Base: 299)	35.1	32.1	24.4	18.1	22.4	20.7	20.1	10.4	10.0
Over 55 (Base: 142)	50.0	21.8	21.8	21.8	12.0	14.1	19.0	17.6	11.3
Southern Arc (Base: 376)	41.2	29.5	25.0	19.7	19.1	21.3	17.0	10.4	7.2
Disability (Base: 180)	40.0	27.2	21.1	17.2	13.9	13.9	9.4	8.3	21.1
Ethnic Minority (Base: 381)	41.5	24.4	24.7	21.3	18.6	18.1	18.4	11.5	5.5

What other services would you like to access whilst you are in the building to attend training?

Respondents were again presented with a list of pre coded options, this time with a view to determine what other services they'd like to access whilst in the building attending training.

Over one in three (37.4) stated that they'd like nothing additional and were just happy with the training. Over one in four (27.9%) would like to access 'Self-service', whilst a further one in five (20.4%) would like to access 'Library services'.

	No.	%
Nothing additional, just training	475	37.4
Self-service; free wifi, free internet access, free phone, waste/recycling bags	354	27.9
Library services; storytime, borrow books, quiet place to learn/work, newspapers/magazines	259	20.4
Digital Support: access to digital devices (Tablet Gifting Scheme), Digital drop in surgeries, coding, Video Editing, Cyber Security, Web Design, Google Digital Garage, Microsfot Azure	230	18.1
Advice/information services; housing advice, consumer advice, benefit advice, health advice, advice about other council services, advice from other organisations such as Citizens Advice, budgeting and debt advice, advice about fuel/water bills.	229	18.0
Employment support; job club, CV workshop, jobsearch / applying for work	224	17.7
Youth services; Learning coach support, junior youth club, senior youth club etc.	119	9.4
Other facilities/events; community events, support group meetings, community meetings	235	18.5
Total Respondents	1,269	100.0

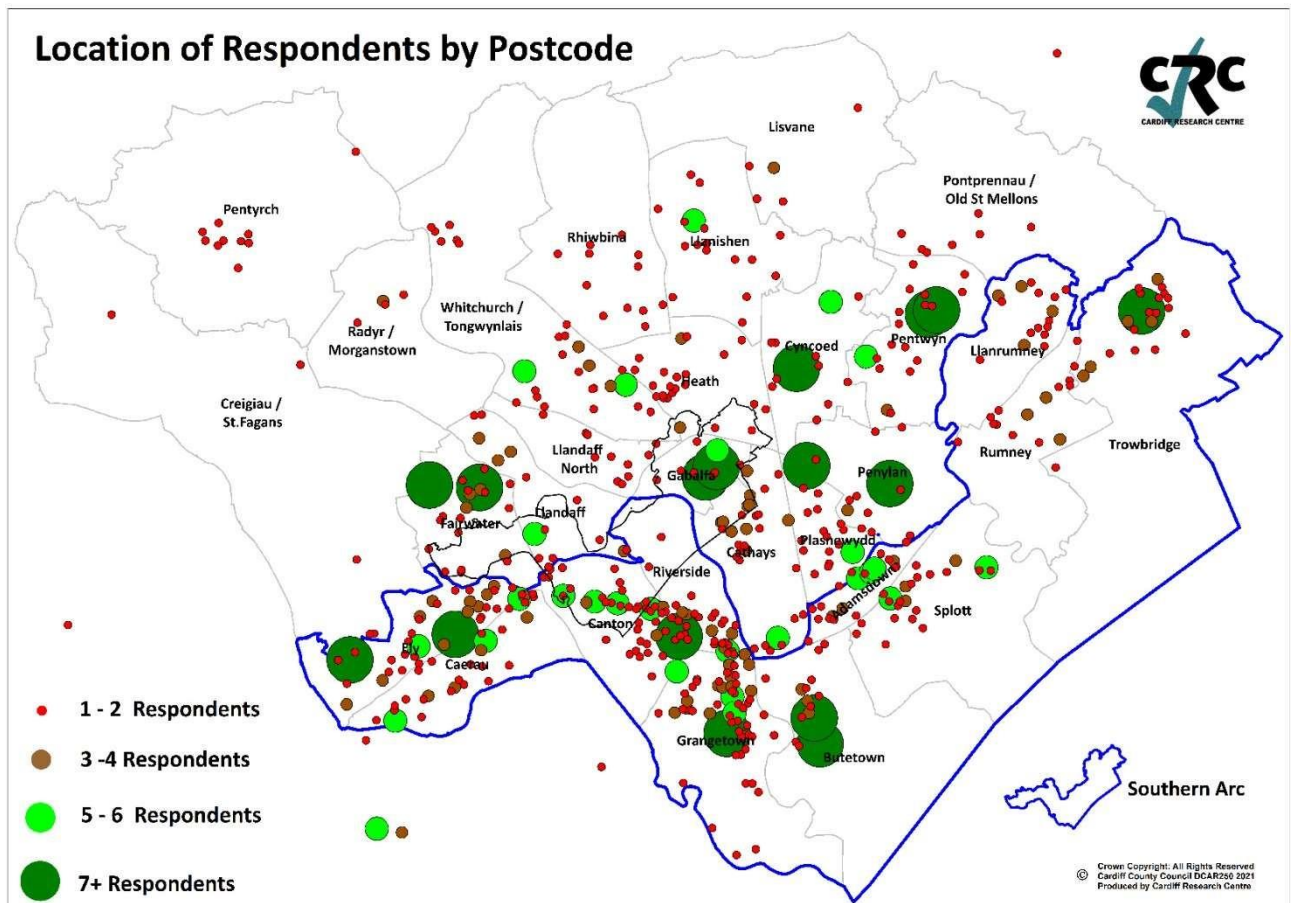
Would you like to volunteer to work within the Adult Learning team?

43 Respondents indicated that they'd like to volunteer to work within Adult Learning. Where respondents left valid contact details, this information has been passed onto the relevant department within the Council.

	No.	%
Yes	43	3.4
No	1,205	96.6
Total Respondents	1,248	100.0

## About You

Please provide your postcode below to allow us to more accurately pinpoint respondents' views and needs by area:



What was your age on your last birthday?

	No.	%
Under 16	8	0.6
16-24	193	14.9
25-34	307	23.7
35-44	262	20.2
45-54	202	15.6
55-64	150	11.6
65-74	123	9.5
75+	29	2.2
Prefer not to say	22	1.7



Total Respondents	1,296	100.0
-------------------	-------	-------

Are you...?

	No.	%
Female	741	57.1
Male	492	37.9
Other	16	1.2
Prefer not to say	48	3.7
Total Respondents	1,297	100.0

Do you identify as Trans?

	No.	%
Yes	23	1.8
No	1,144	91.7
Prefer to self-describe	6	0.5
Prefer not to say	75	6.0
Total Respondents	1,248	100.0

Which of the following best describes what you are doing at present?

	No.	%
Working part time (less than 30 hours per week)	298	23.0
Working full time (30+ hours per week)	258	19.9
Wholly retired from work	140	10.8
Caring for a child or adult	136	10.5
Unemployed - Registered Job Seeker	103	8.0
On a zero hour contract	87	6.7
Looking after home	86	6.6
Unemployed - Unregistered but seeking work	55	4.3
In full time education	48	3.7
Permanently sick or disabled person	33	2.6
On a government training scheme	25	1.9
Other	25	1.9

Total Respondents	1,294	100.0
-------------------	-------	-------

Do you identify as a disabled person?

	No.	%
Yes	183	14.3
No	1,037	81.1
Prefer not to say	59	4.6
Total Respondents	1,279	100.0

Please tick any of the following that apply to you:

	No.	%
Mental health difficulties	70	25.3
Mobility impairment	49	17.7
Long-standing illness or health condition (e.g. cancer, diabetes, or asthma)	49	17.7
Learning impairment / difficulties	45	16.2
Deaf / Deafened / Hard of hearing	30	10.8
Wheelchair user	16	5.8
Visual impairment	12	4.3
Prefer not to say	64	23.1
Other	31	11.2
Total Respondents	277	-

Do you consider yourself to be Welsh?

	No.	%
Yes	782	62.8
No	463	37.2
Total Respondents	1,245	100.0

What is your ethnic group?

(Where the term 'British' is used, this refers to any of the four home nations of Wales, England, Northern Ireland and Scotland, or any combination of these).

	No.	%
White - Welsh/English/Scottish/Northern Irish/British	564	43.9
Asian/Asian Welsh/British - Indian	106	8.3
Asian/Asian Welsh/British - Bangladeshi	79	6.2
Black/African/Caribbean/Black Welsh/British - African	69	5.4
Asian/Asian Welsh/British – Pakistani	62	4.8
Black/African/Caribbean/Black Welsh/British – Caribbean	59	4.6
Arab	49	3.8
Mixed/Multiple Ethnic Groups - White and Black Caribbean	44	3.4
Asian/Asian Welsh/British - Chinese	40	3.1
Mixed/Multiple Ethnic Groups - White & Asian	32	2.5
Mixed/Multiple Ethnic Groups - White and Black African	29	2.3
White - Any other white background	27	2.1
White - Irish	20	1.6
White - Gypsy or Irish Traveller	10	0.8
Asian/Asian Welsh/British - Any other	5	0.4
Black/African/Caribbean/Black Welsh/British - Any other	5	0.4
Prefer not to say	78	6.1
Any other ethnic group (please specify)	6	0.5
Total Respondents	1,284	100.0